

PHASE RELATED OPTIONS

Storm Products provides a wide variety of high performance products used in applications where electrical length or phase performance is critical to system performance. A brief discussion of specification options is outlined below. For additional assistance, please contact us.

▣ ELECTRICAL LENGTH MATCH BETWEEN ASSEMBLIES — RELATIVE PHASE MATCH

This is typically specified in one of two ways: $\pm XX$ pS or $\pm X^\circ$ @ YY GHz, relative to a “designated standard” cable assembly within the production batch.

PROs

- ~ Typically lowest unit cost, shortest lead time
- ~ Typically easier to correlate results
- ~ Less effort to properly specify

CONs

- ~ Requires replacement of set, rather than single cable

▣ ELECTRICAL LENGTH MATCH BETWEEN ASSEMBLIES — ABSOLUTE PHASE MATCH

This is typically specified in one of two ways: XX nS \pm XX pS or X, XXX \pm X $^\circ$ @ YY GHz. In lieu of specifying an insertion phase, master standard cable may be built and maintained. This is used most frequently in higher volume applications.

PROs

- ~ Allows later replacement of single damaged or worn cable assembly
- ~ Logistics easier because all cable assemblies are interchangeable

CONs

- ~ Typically higher unit cost, more effort to properly specify
- ~ More effort to correlate results
- ~ Extra expense if master standard cable assembly is built & maintained

▣ ELECTRICAL LENGTH TRACKING BETWEEN ASSEMBLIES OVER TEMPERATURE

This is typically specified as XXX ppm \pm XXX ppm relative to cable assembly electrical length @ 25 $^\circ$ C. Generally required when cable assemblies may be at different temperatures within a system and phase is critical. Usually done as a qualification test, not an acceptance test.

PROs

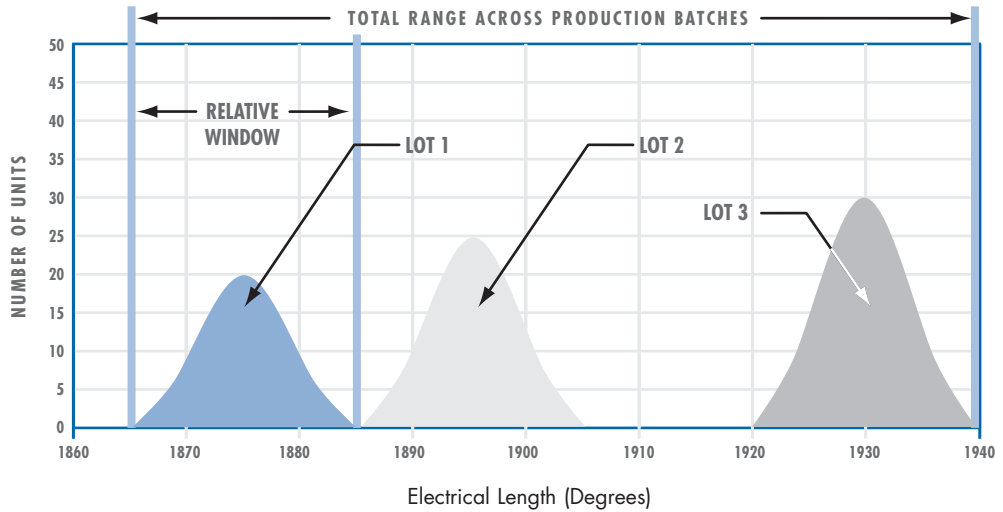
- ~ Reduces or eliminates need to calibrate system over time, temperature
- ~ Reduces need for thermal management of system

CONs

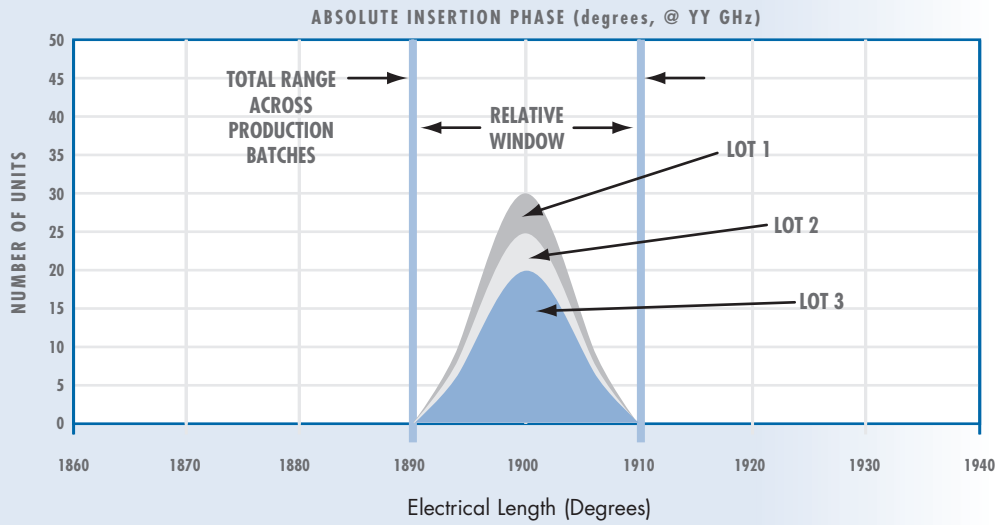
- ~ Requires most effort to correlate results
- ~ Difficult to validate accurately on short cable assemblies

All numbers are for reference only. Actual values depend on cable, cable length, & frequency.

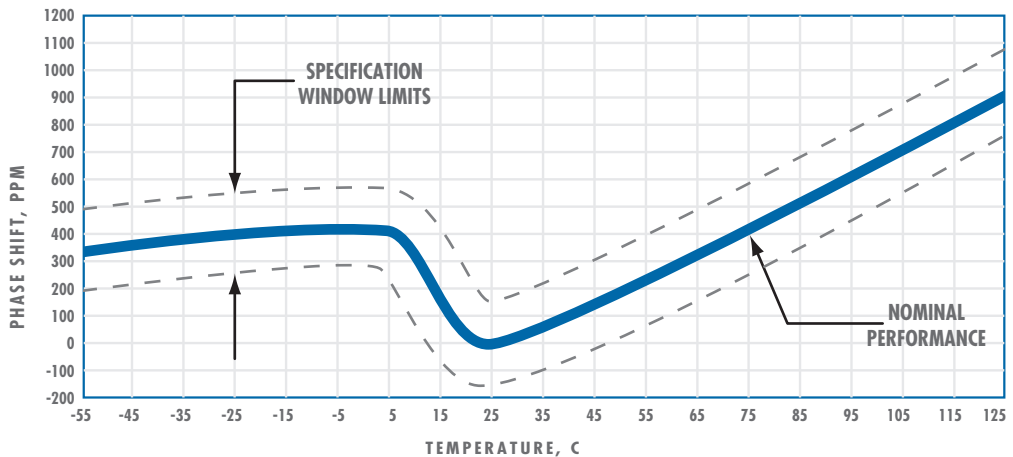
Relative Phase Match



Absolute Phase Match



Electrical Length vs. Temperature



PHASE RELATED OPTIONS